# Side Income Strategy



# Introduction



You've just taken a smart step toward building a real side income you can be proud of—one that doesn't require you to gamble thousands of dollars, spend hours glued to social media, or learn complicated tech skills.

Most people never make it this far. They get buried in a sea of "next big thing" promises, jumping from one idea to another until frustration replaces hope. But you're doing something different. You're stepping away from the noise and giving yourself a real chance to understand what actually works—and why.

This guide is designed to give you something most beginners never get: clarity.

By the time you finish reading, you'll know:

- Why so many online income ideas fail for beginners
- The simple, low-risk model that can actually work—even if you've tried and failed before
- Ten proven topics that are already selling—so you can choose a niche with confidence and skip the guesswork
- The single biggest roadblock that stops most beginners… and the shortcut that removes it entirely

## What This Guide Is — and Isn't

This isn't a list of vague "side hustle" ideas you could find in a quick Google search.

And, it's not a pitch for expensive tools or a get-rich-quick scheme.

Instead, it's a step-by-step journey that will:

- Show you the traps most beginners fall into (so you can avoid them)
- Give you a model that's simple enough to start today
- Reveal topics that have real buyer demand
- Help you see the final missing piece you'll need to succeed—and how to get it

You're about to discover exactly what to sell and why it works—without wasting months trying to figure it out the hard way.

Let's get started…

# The Online Income Trap



If you've ever searched for ways to make money online, you already know the problem isn't finding ideas — it's surviving the flood of them.

Everywhere you look, someone promises a shortcut to freedom. One guru says to start a YouTube channel. Another insists affiliate marketing is the golden ticket. Someone else flashes screenshots of overnight success and claims their method is the one that finally works.

It all sounds so easy… until you try it.

You buy the course, set up the account, and start working late nights, convinced you're only a few steps away from real results. Then reality hits. The "simple" plan turns out to have a hundred hidden steps — tools you don't understand, costs you didn't expect, and a learning curve no one warned you about.

And the deeper you go, the worse it gets. Each new idea promises to fix the last one, but leads to the same exhaustion and confusion. It's like being trapped in a maze made of tutorials, ads, and empty promises — with no clear way out.

## Why Most Paths Are Dead Ends for Beginners

The truth is, most of these methods *can* work — just not for beginners.

They're built for experienced marketers with time, tech skills, and extra money. For someone just starting out, they're filled with invisible barriers that no one mentions in the sales pitch.

You don't want to gamble thousands of dollars just to see if something might work.
You don't have hours every night to master complicated systems.
You can't afford to wait a year or more to see your first dollar.

But that's exactly what most "opportunities" demand.

So you try one idea after another — always hopeful, always starting over. And each time, the same thing happens: the workload grows, the expenses creep in, and your motivation fades.

You start to wonder what you're missing — when the truth is, you've been following a path designed for someone else.

## The Harsh Truth

Here's what no one likes to say out loud: the wrong system doesn't just waste time — it drains confidence.

You can work for months, spend hundreds of dollars, and still end up further behind than when you started. The excitement fades. The frustration builds. Eventually, you start wondering if maybe the whole "make money online" world is just a mirage.

But it isn't. The problem isn't *you* — it's the model you've been sold.

You don't need more complicated funnels, expensive tools, or platforms that change every few months. You need something simple, steady, and proven — a model that fits into your real life.

And once you see what that looks like, everything else finally starts to make sense.

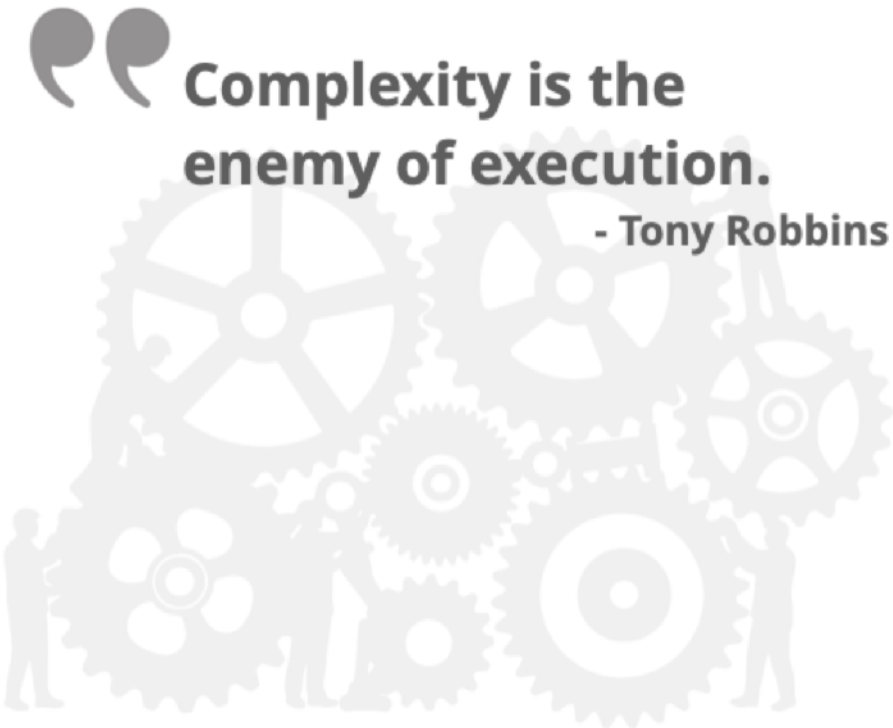

# Why Most Digital Booklets Fail



Here's a hard truth: even though digital booklets are one of the simplest business models around, most people who try them never make more than a few dollars — if they make anything at all.

It's not because their designs are bad.
It's not because their pricing is off.
And it's not even because they don't market enough.

They fail for a quieter reason — one that almost no one talks about.

They pick the *wrong topic*.

When that happens, everything that follows collapses.

It's like renting a storefront in the middle of a desert. You can have the best product in the world, but since no one passes by, you'll never make a sale.

Digital booklets are the same way. If you choose a topic that you find interesting, but buyers aren't actually searching for, your booklet is dead before it's even listed.

## The Invisible Problem

Most beginners guess what people want. They pick topics based on personal interest instead of buyer demand.

Maybe you write a guide about something that fascinates you — or a subject you wish more people cared about. But when you finally put it up for sale, it sits there quietly, untouched.

Days go by. Then weeks.
You check your listing, tweak your description, maybe even lower your price. Nothing changes.

You start to wonder, *What did I do wrong?*

The truth is, you didn't do anything wrong — you just started in the wrong place.

The real key isn't creativity. It's alignment.
The closer your topic matches what buyers are already searching for, the easier it is to sell — even with an average design or minimal marketing.

But if your topic misses the mark, no amount of effort can save it.

That's the silent killer behind most failed booklets. It's not lack of talent — it's lack of direction.

## How People Get It Wrong

Some people choose topics that include too much, others select subjects that are so specific no one is searching for them and a few go for concepts that are simply disconnected from what buyers really want.

**1. Too Much**
Topics like *health*, *cooking*, or *fitness* sound appealing but cover too much ground. When you try to speak to everyone, you end up connecting with no one.

**2. Too Specific**
A niche that's too narrow — like *the evolution of 19th-century stoves* — might fascinate you but it will attract almost no buyers.

**3. Too Disconnected**
Personal, opinion-based topics can feel fun to write but lack clear demand. "My Favorite TV Snacks" might be interesting, but will anyone pay for it?

When you choose a topic that fits one of these traps, your energy disappears fast. You lose motivation, not because you're lazy, but because nothing feels worse than working hard for zero results.

## The Real Cost of Guessing

When you spend days or weeks building a product that doesn't sell, it's not just time you lose — it's confidence.

You start questioning yourself.
You start thinking maybe this whole digital income thing only works for "other people."

But that's not true.

The difference between success and failure often comes down to one small but powerful choice: picking a topic that's *already proven to sell.*

That single decision separates the dreamers from the earners.

And here's the good news — you don't have to guess.

There are certain subjects that have worked for years, across every platform, because they tap into timeless human interests — things people never stop buying, reading, or caring about.

In the next section, you'll see exactly what those topics are… and why they continue to work when so many others fail.

# 10 Proven Topics for Digital Booklets



You've just seen why so many digital booklets fail — they start with weak or random ideas that no one's looking for.
But here's the good news: you don't have to guess.

Certain topics have been quietly earning for years because they tap into timeless interests — the things people *always* want to learn, improve, or rediscover. These niches aren't trends; they're steady, reliable categories with built-in demand.

Below are ten of the strongest starting points for new creators. Think of them as doors — each one leading to dozens of possible booklet ideas you can make your own.

**1. Natural Remedies & Herbal Cures**

People are always searching for gentle, affordable solutions to everyday problems. From kitchen remedies to herbal teas, this niche combines curiosity with real-world usefulness.

**2. Old-Time Recipes & Simple Cooking**

Nostalgia never goes out of style. Vintage and frugal recipes appeal to readers who love comfort foods, budget cooking, and rediscovering forgotten kitchen wisdom.

### 3. Frugal Living & Household Economy

In uncertain times, saving money is evergreen. Budget tips, DIY home repairs, and creative ways to stretch a dollar all fit naturally here.

### 4. Gardening & Victory Garden Revival

From balcony plants to backyard gardens, people crave self-sufficiency. Old gardening guides and timeless tips translate perfectly into approachable modern booklets.

### 5. Bible Study & Christian Living

Faith-based content remains one of the most sought-after categories. Devotionals, studies, and practical spiritual insights attract a loyal, long-term audience.

### 6. Parenting & Family Guidance

Parents constantly look for proven ways to raise responsible, respectful kids. Straightforward advice and time-tested approaches have lasting appeal.

### 7. Self-Help & Motivation

Personal growth never loses its market. Topics like discipline, happiness, and building better habits can inspire wide audiences year-round.

**8. Home Cleaning & DIY Solutions**

Practical and instantly useful, cleaning and organizing tips resonate with anyone who wants to simplify daily routines and save money on supplies.

**9. Fitness & Health at Home**

Workout guides that use little or no equipment continue to sell. Readers love short routines they can do anywhere, without a gym membership.

**10. Foraging, Homesteading & Self-Reliance**

This niche blends adventure with practicality. From foraging guides to soap-making or backyard chicken care, people are eager to rediscover old-fashioned skills.

Each of these areas already has buyers, communities, and steady interest.

The key isn't to chase all ten — it's to pick one that sparks your curiosity and imagine how you could make it fresh again.

That's where your first profitable digital booklet begins.

## Choosing Your Starting Point

You don't need to master all ten topics — just one.
The secret isn't doing *more*; it's choosing a niche you can actually move forward with.

Pick the one that feels easiest to imagine.
The one that sparks ideas the moment you think about it.
The one you can picture yourself exploring without getting bored or stuck.

That's your starting point.

Don't overthink it. You're not committing for life; you're simply testing one clear path. The goal right now isn't to build an empire — it's to create your first product, make your first sale, and prove to yourself that this works.

When you focus on one niche, everything gets simpler.
You know who you're talking to.
You know what kind of booklet to create.
And you know where to spend your time.

Once that first booklet is up and selling, the process gets easier. You'll see how each step fits together — and you'll have the confidence to create more titles or expand into related topics later.

But before you can start earning, there's one more challenge to face — and it's the point where most beginners give up.

That's what we'll look at next.



## Content Creation

At this point, you already have everything you need to start building a profitable digital booklet.
You understand *why* this model works, and you've seen ten proven topics with buyers waiting.

That alone puts you far ahead of most beginners. While others are still spinning their wheels trying to decide what to sell, you're standing on solid ground. You know what people actually buy — and why they buy it.

But knowing *what* to sell isn't enough.
You still have to fill your booklet with content.

That's the step that turns an idea into a real product — something people can download, read, and pay for. And it's also the step where most beginners hesitate.

This is the moment you go from planning to creating.
It's where the idea stops being theoretical and starts becoming real.

And for many people, it's where the doubts begin.

## Two Paths Forward

When it comes to creating content, you have two main choices:

- Write it yourself.
- Pay someone else to do it.

Each path can work, but they lead to very different experiences — and neither one is as effortless as most people imagine.

## Option 1: Write It Yourself

This is the most straightforward path. You sit down, open a blank document, and start typing.

If you already enjoy writing or know your topic well, this might sound appealing. You're in full control — the structure, tone, and personality are all yours. You can make the content as conversational, educational, or story-driven as you want.

And if you're working on a tight budget, doing it yourself means keeping every dollar of profit.

There's also something deeply satisfying about seeing your own name on something you created from scratch. You feel ownership, pride, and the thrill of producing something real — something that can be sold and shared.

But let's be honest: writing isn't always easy.

Even short booklets take longer than expected. Research eats up hours. Sentences refuse to cooperate. The excitement that fueled the first few pages starts to fade.

The project that once felt like a weekend experiment starts to feel endless.

You tell yourself you'll get back to it "soon," but days turn into weeks.

That's the danger of writing on your own — not lack of talent, but lack of time and momentum. Life gets in the way, and the half-finished document stays buried in a folder, reminding you of what *almost* happened.

**The Pros of Writing It Yourself**

- Saves money**.** You invest time instead of cash, which makes it the most affordable way to start.
- Gives you complete control**.** You decide exactly what to say and how to say it.
- Lets your passion show**.** If you love your topic, your enthusiasm comes through naturally.

**The Cons of Writing It Yourself**

- Takes longer than expected**.** Even short projects expand once you start.
- Can feel overwhelming**.** Staring at a blank page can kill motivation fast.
- Easy to lose focus**.** Without deadlines or accountability, it's tempting to drift away before finishing.

Writing it yourself can absolutely work — but it's a grind. And if your goal is to get your first booklet selling quickly, that grind can turn into a wall.

## Option 2: Outsource the Content

The second path is outsourcing — hiring someone else to write your booklet for you.

At first, it sounds like the perfect solution. No blank pages, no writer's block, no late nights trying to make sentences sound right. You can have a complete draft in days instead of weeks.

There are countless freelance writers online who specialize in everything from health and fitness to personal finance. Some are experts. Some aren't. Finding the right one can feel like its own full-time job.

When it works, outsourcing saves enormous time and effort. You focus on big-picture ideas — titles, cover design, marketing — while someone else handles the writing. It's fast, convenient, and frees you to move forward.

But it has its own hidden costs.

Good writers don't come cheap. Even short booklets can cost more than you expect. And if you hire the wrong person, you might get bland or inaccurate content that still needs editing.

You're saving time, but you're also taking a gamble.

The outsourcing path can work beautifully, but only if you have clear instructions, patience, and a budget to match. Otherwise, it can leave you frustrated and lighter in the wallet.

**The Pros of Outsourcing**

- Saves time**.** You can go from idea to finished product in a fraction of the time.
- Access to expertise. Skilled freelancers bring specialized knowledge you might not have.
- Lets you focus on growth**.** While they write, you can work on marketing, branding, and planning your next product.

**The Cons of Outsourcing**

- Costs money**.** Quality writing isn't cheap, especially from experienced professionals.
- Quality varies widely**.** Not every freelancer delivers what they promise.
- Still requires oversight**.** You'll need to review drafts, make edits, and manage revisions.

Outsourcing can work extremely well — but it's not a magic shortcut. You trade time for money, and either way, you're investing something valuable.

# The Trade-Off: Time vs. Money



This is the heart of the decision.

If you write the content yourself, you save money — but you spend time. You'll be working evenings and weekends, turning your free hours into production time.

If you outsource, you save time — but you spend money. You'll move faster, but you'll pay for it upfront.

Neither path is wrong. Each one has merit. The key is deciding what matters more to you right now — conserving money or conserving energy.

But here's the real challenge: most beginners get stuck here.

They can't decide which trade-off to make.
They keep debating, researching, and hesitating — and while they wait, their momentum fades.

That's why so many good ideas never make it to market. Not because they weren't smart or motivated, but because they hit this exact wall and didn't see a way around it.

The good news? There *is* a way around it — one that doesn't require weeks of writing or piles of cash.

It’s a simple, overlooked shortcut that most people never even realize exists.
And once you know it, the entire process becomes faster, easier, and far more achievable than you might think.



# The Hidden Secret



You've just seen the biggest obstacle that stops most beginners: creating the content.
It's where momentum stalls, confidence fades, and great ideas go to die.

But what if you could skip that entire struggle?

What if there were a way to create digital booklets without spending weeks writing — and without paying someone else to do it?

There is.

And once you see it, you'll never look at content creation the same way again.

It's not a trick, not software, and not AI. It's a *shortcut* that's completely ethical, completely legal, and completely overlooked by most people trying to earn online.

Few even know it exists.

Those who do often keep it quiet — because it gives them an almost unfair advantage.

## The Forgotten Goldmine

There's a vast supply of valuable material hiding in plain sight — an entire world of content that's freely available but rarely used.

Most people scroll right past it every day without realizing what it is. Yet, for those who understand how to tap into it, it becomes a steady source of inspiration, ideas, and ready-to-use information.

It's like discovering a goldmine that no one else has touched — one that lets you create polished, professional products in a fraction of the time.

This is the "secret weapon" behind many successful digital creators.

They're not working harder — they're working smarter, using this forgotten treasure as the foundation for booklets, guides, and printables that continue to sell year after year.

And the best part? You can do it, too.

## Why You've Never Heard About It

The reason most people never discover this shortcut is simple: it doesn't fit the typical "online business" narrative.

It's not flashy.
It doesn't rely on social media followers or algorithms.
It's not tied to trends or expensive tools.

Instead, it quietly delivers results to people who prefer simplicity over hype.

It's the kind of method that flies under the radar — used by creators who don't shout about their income or post screenshots online. They just build, publish, and profit… quietly and consistently.

That's why this approach has lasted for decades while other strategies come and go.

## What Makes It So Powerful

This shortcut removes the single biggest barrier that stops most beginners: *the blank page.*

No more starting from scratch.
No more staring at a cursor wondering what to write.
No more paying freelancers who don't understand your vision.

Instead, you begin with proven, high-quality material that you can adapt, modernize, and make your own.

It's like walking into a workshop where every tool you need is already laid out and ready to use — all you have to do is assemble the pieces in your own way.

Suddenly, creating your first digital product doesn't feel intimidating. It feels possible.

## What Happens Next

Once you understand how this shortcut works, the entire process changes.

Creating a booklet becomes faster, easier, and even enjoyable.

That's exactly what *Side Income Breakthrough* is designed to show you — step by step.

Inside, you'll learn how to:

- Find this forgotten goldmine of ready-to-use material.
- Transform it into fresh, original booklets that sell.
- Polish and package them so they look professional and trustworthy.
- List them where buyers are already searching — and start earning sooner than you thought possible.

If you've been waiting for a system that finally makes sense — one that fits real life, real time, and real people — this is it.

**GET THE COMPLETE SYSTEM**

*Delivered as a PDF. Includes the shortcut and every step to create, finish, and sell your first booklet.*

You've already done the hardest part — believing it's possible. Now it's time to take the next step and see for yourself how simple it can really be.

## A Final Word

Just a short time ago, you might have felt buried under too many choices - unsure where to start or which path could actually work.

Now you've seen a different kind of approach — one that doesn't depend on luck, hype, or complicated systems. You've seen how a single, focused product can lead to real progress.

You don't need to build an empire or master a dozen platforms. You just need a clear, practical system that gives you control.

That's the advantage of this journey. It's not about chasing fast money; it's about building something steady and satisfying — something you can point to and say, *"I made that."*

Every successful online business starts with one small, clear step. This is yours!

The next move is simple - and it's right in front of you...
**Follow the shortcut. Learn the system. Build a side income.**

You'll be amazed at how quickly things start to make sense once you take action.

Your side income story doesn't start someday... It starts the moment you decide it's time.

**START YOUR FIRST BOOKLET TODAY**

*Start Your First Digital Booklet Today...*
*and Discover What's Possible*



# Reader Bonus

As a thank you for reading *Side Income Strategy*,
here's a special coupon just for you...

Use Promo Code **`SIS10`** at checkout to save $10 on
*Side Income Breakthrough*, the complete guide.

**GET THE COMPLETE SYSTEM**

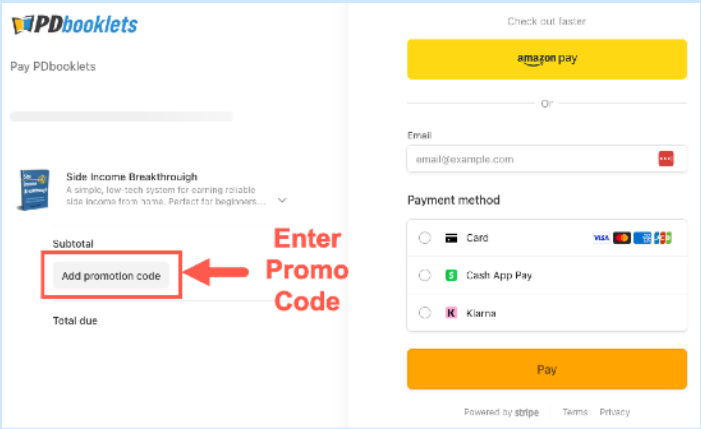


---

**About the Author**

Peter Dunbar is a longtime digital publisher who believes building a side income shouldn't require tech skills, luck, or sleepless nights. Like many beginners, he once spent years chasing complicated systems that promised freedom but delivered frustration. Everything changed when he discovered a simpler, low-tech path -- one that focused on small, useful products instead of endless marketing tricks.

Today, Peter helps ordinary people start practical, low-stress businesses that actually fit real life. His approach is built on clarity, honesty, and a genuine desire to see others succeed without burning out or going broke.

*Side Income Strategy* was created as a starting point -- a clear, no-fluff guide for anyone ready to take their first confident step toward earning online.

---